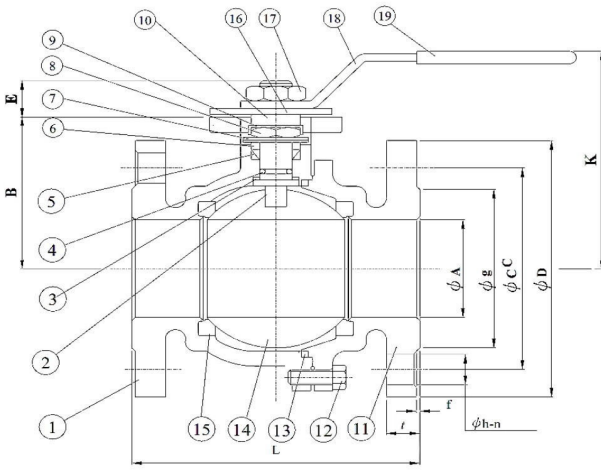
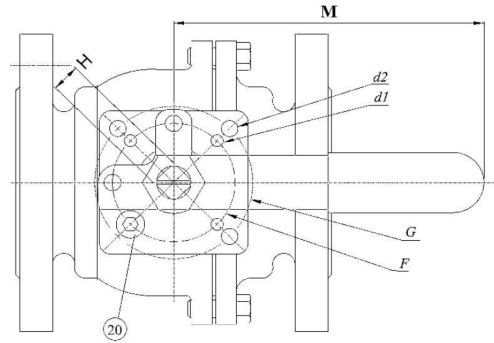


# 法蘭氣動閥



技術規範:  
 溫度限制 -20°C~ +160°C  
 法蘭規格有: ANSI 150LB/JIS 10K  
 JIS 20K/ PN16  
 尺寸: 1/2"~ 8"



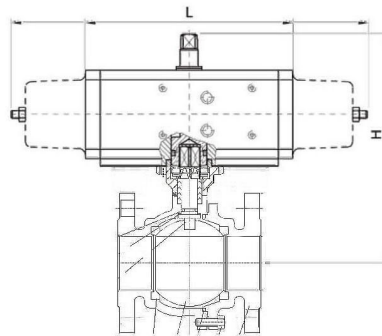
## MATERIALS LIST (ASME150/ PN16/ JIS10K)

ITEM	PART NAME	MATERIAL		
		CLASS150	PN16	JIS10K
1	BODY	CF8M/ WCB	1.4408/ 1.0619	SCS14/ SCPH2
2	STEM	SS 316/ SS 304	SS 316/ SS 304	SS 316/ SS 304
3	THRUST WASHER	RPTFE	RPTFE	RPTFE
4	O-RING	VITON	VITON	VITON
5	STEM PACKING	PTFE	PTFE	PTFE
6	GLAND	SS 304	SS 304	SS 304
7	DISK WASHER	SS 301	SS 301	SS 301
8	STEM NUT	SS 304	SS 304	SS 304
9	NUT STOP	SS 304	SS 304	SS 304
10	WASHER	SS 304	SS 304	SS 304
11	FLANGED END	CF8M/ WCB	1.4408/ 1.0619	SCS14/ SCPH2
12	BOLT	SS 304	SS 304	SS 304
13	GASKET	PTFE	PTFE	PTFE
14	BALL	SS 316/ SS 304	SS 316/ SS 304	SS 316/ SS 304
15	BALL SEAT	PTFE/RPTFE	PTFE/RPTFE	PTFE/RPTFE
16	STOPPER PLATE	SS 304	SS 304	SS 304
17	HANDLE NUT	SS 304	SS 304	SS 304
18	HANDLE	SS 304	SS 304	SS 304
19	SLEEVE	PLASTIC	PLASTIC	PLASTIC
20	STOP PIN	SS 304	SS 304	SS 304

## DIMENSIONS (mm)/ ASME150 / JIS10K

SIZE	A	B	E	L	H	K	M	F	G	d1	d2	CLASS150 FLANGE DIMENSIONS							JIS10K FLANGE DIMENSIONS								
												D	C	H	N	t	g	f	W (kg)	D	C	H	N	t	g	f	W (kg)
1/2"	15	48	11	108	9	80	130	36	42	6	6	89	60.5	16	4	11.5	35	1.6	1.73	95	70	15	4	12	52	1.0	1.92
3/4"	20	53	11	117	9	80	130	36	42	6	6	98	70	16	4	11.5	43	1.6	2.13	100	75	15	4	14	58	1.0	2.46
1"	25	59	14	127	11	90	165	42	50	6	7	108	79.5	16	4	11.5	51	1.6	2.92	125	90	19	4	14	70	1.0	3.88
1-1/4"	32	71	14	140	11	102	165	42	50	6	7	117	89	16	4	12.7	64	1.6	4.02	135	100	19	4	16	80	2.0	4.74
1-1/2"	38	76	18	165	14	110	205	50	70	7	9.2	127	98.5	16	4	14.3	73	1.6	5.90	140	105	19	4	16	85	2.0	6.30
2"	50	85	18	178	14	120	205	50	70	7	9.2	152	120.5	19	4	15.9	92	1.6	8.72	155	120	19	4	16	100	2.0	8.48
2-1/2"	65	93.5	23	190	17	140	300	70	102	9.2	11.4	178	139.5	19	4	17.8	105	1.6	13.33	175	140	19	4	18	120	2.0	14.33
3"	80	103	23	203	17	150	340	70	102	9.2	11.4	190	152.5	19	4	19.1	127	1.6	17.03	185	150	19	8	18	130	2.0	18.92
4"	100	132	25	229	22	180	420	102	125	11.4	13.5	229	190.5	19	8	24.0	157	1.6	28.98	210	175	19	8	18	155	2.0	34.21

## Art.D406



## Art.S406



## DOUBLE ACTING PNEUMATIC ACTUATOR

Model	Actuator	Size	DN mm	L mm	H mm	Weight kg
OD406015	DA015401S	1/2"	15	115	128.4	2.67
OD406020	DA015401S	3/4"	20	115	133.4	3.21
OD406025	DA030401S	1"	25	130	139.4	4.90
OD406032	DA030401S	1 1/4"	32	130	151.4	5.76
OD406040	DA045402S	1 1/2"	38	144	161.7	7.57
OD406050	DA060402S	2"	50	152	175.4	10.06
OD406065	DA090401S	2 1/2"	65	169	191.0	16.23
OD406080	DA120401S	3"	80	184	219.4	21.77
OD406100	DA240401S	4"	100	242	268.4	39.56

## SPRING RETURN PNEUMATIC ACTUATOR

Model	Actuator	Size	DN mm	L mm	H mm	Weight kg
OS406015	SR015401S	1/2"	15	221	128.4	3.24
OS406020	SR015401S	3/4"	20	221	133.4	3.76
OS406025	SR030402S	1"	25	240	149.4	5.90
OS406032	SR030402S	1 1/4"	32	240	161.4	6.76
OS406040	SR045401S	1 1/2"	38	294	173.5	8.75
OS406050	SR060401S	2"	50	320	201.4	12.03
OS406065	SR090401S	2 1/2"	65	357	219.5	18.98
OS406080	SR120401S	3"	80	368	239.4	25.67
OS406100	SR240401S	4"	100	436	292.0	45.26